

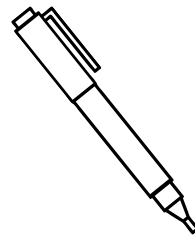
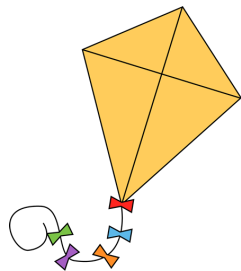




Objetivos de la Masterclass:

- Presentar el Cambridge Starters Speaking Exam Pre A1 y los tipos de tareas.
- Practicar las respuestas ideales.
- Animar a los estudiantes a responder a las preguntas.
- Practicar en el uso del lenguaje solicitando repetición y aclaración.
- Desarrollar técnicas para responder personalmente a las preguntas.
- Revisar la estructura básica de la pregunta: **Do you like ...?** y respuesta corta típica **Yes, I do. / No, I don't.**
- Revisar la estructura de la pregunta: **Where do you...?** y respuestas cortas típicas: **in the kitchen, in the living room, in the dining room, in my bedroom.**
- Asegurar que los alumnos comprendan la pregunta y les brinde la oportunidad de dar una respuesta personalizada en un entorno grupal de apoyo.
- Revisar las estructuras de preguntas: **"Can you ...?" "Do you like ...?"** y respuestas cortas típicas: **"Yes, I can. / No, I can't." "Yes, I do. / No, I don't."**
- Comprobar que los alumnos comprendan las preguntas personales sobre diferentes temas: **themselves, school, home, sport, food, animals and toys.**
- Proporcionar práctica haciendo preguntas personales y respondiendo con una respuesta corta para dar información básica sobre ellos mismos.
- Garantizar que los alumnos estén familiarizados y cómodos usando y respondiendo a saludos como **"Hello", "What's your name?", "Thank you", "Goodbye"** en conversaciones cortas.



1. The examiner familiarises the child with the picture first and then asks the child to point out certain items on the scene picture, e.g. 'Where's the dog?'
2. The examiner asks the child to put object cards in various locations on the scene picture, e.g. 'Put the frog next to the ducks.'
3. The examiner asks questions about two of the people or things in the scene picture, e.g. 'What's this?' (Answer: A ball)
'What colour is it?' (Answer: It's yellow)
4. The examiner asks questions about the object cards, e.g. 'What is this?' (Answer: a pineapple) and 'What do you eat for lunch?'
5. The examiner asks questions about the child, e.g. 'Who do you play with at school?'

More sample questions:

- Do you like (ducks)?
- - Where can you find them?
- Can you play a sport?
- Have you got (a hat)?
- - What colour is it?
- Have you got a (blue t-shirt)?
- Do you like wearing (t-shirts)?
- Do you like animals?
- Tell me about the dog?
- How many people are there?
- What colour are the clouds?
- What's this? (pointing to the dog)
- What colour is the boy's cap?
- What colour is the sun?
- How many ducks are there?
- How many flowers are there?
- What's the girl doing?
- What's the boy doing?

Starters Speaking Masterclass

Cut and fold

Students mingle taking turns to ask and answer the questions with a partner.

Hello.

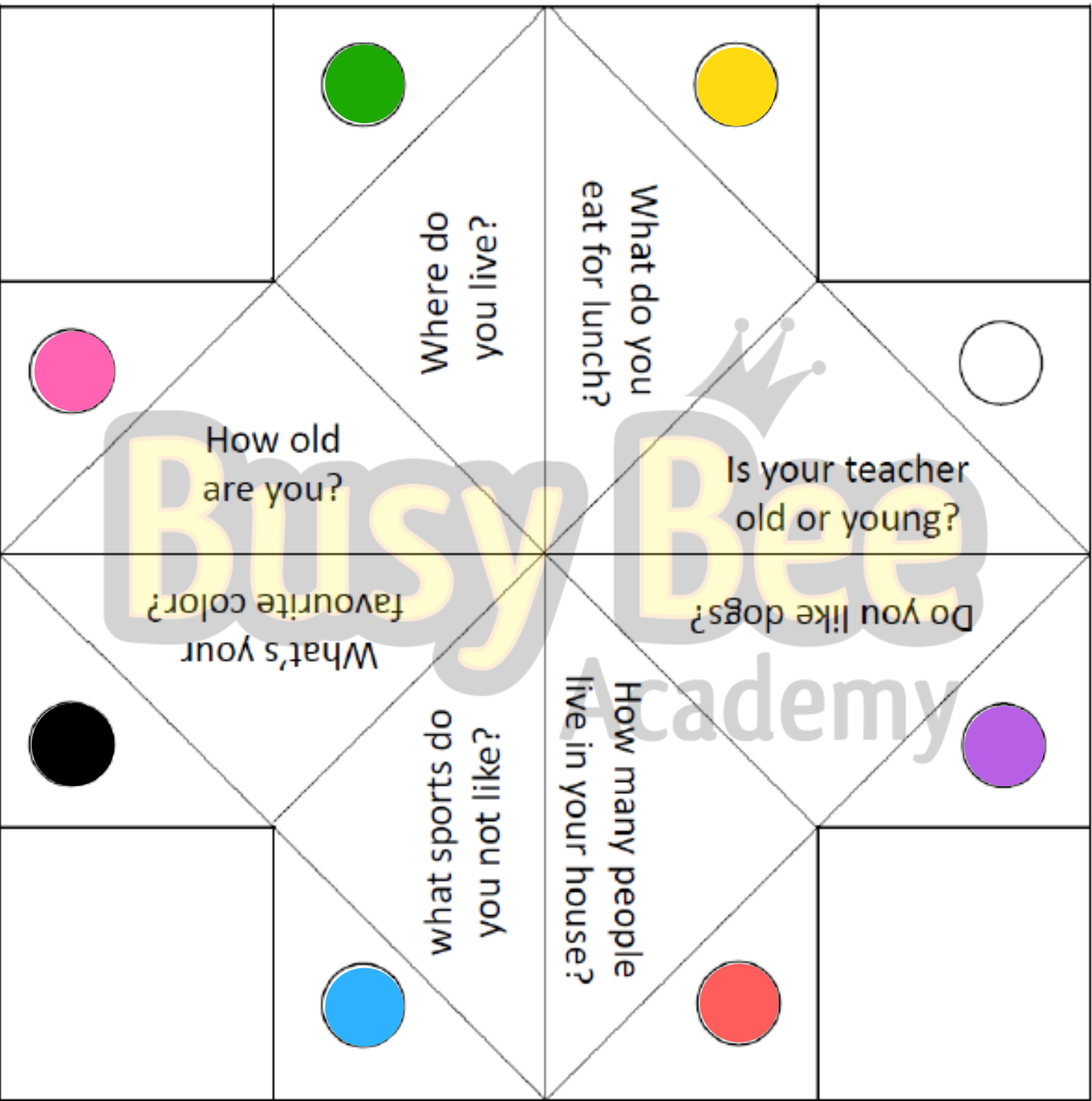
Choose a number from 1-10









Ask question.

What's your name?

Choose a colour.

Thank you. Goodbye.



	 Where do you live?	 What do you eat for lunch?	
 How old are you?		 Is your teacher old or young?	
 What's your favourite color?		 Do you like dogs?	
	 What sports do you not like?	 How many people live in your house?	